









































Mississippi Counties

% Students Eligible for Free and Reduced Lunch as an Indicator of Child Poverty, 2004

Rank	Region	Value	
	<i>Mississippi State</i>	75%	
1 (best)	DeSoto	37%	
2	Rankin	42%	
3	Pontotoc	43%	
4	Lamar	50%	
5	Tate	51%	
6	Madison	55%	
7	Tishomingo	57%	
8	Lafayette	58%	
8	Union	58%	
8	Webster	58%	
11	Lee	59%	
11	Stone	59%	
13	Grenada	61%	
13	Itawamba	61%	
13	Jackson	61%	
16	Lincoln	62%	
16	Smith	62%	
18	Alcorn	63%	
18	Newton	63%	
18	Tippah	63%	
21	Prentiss	64%	
22	Choctaw	65%	
23	Clarke	66%	
24	Lauderdale	67%	
25	Harrison	68%	
25	Neshoba	68%	
25	Warren	68%	
28	Hancock	70%	
28	Lawrence	70%	
28	Monroe	70%	
31	Franklin	71%	
31	Pearl River	71%	
33	Attala	72%	
33	George	72%	
33	Jones	72%	
36	Calhoun	74%	
37	Chickasaw	75%	
37	Clay	75%	
37	Kemper	75%	
37	Lowndes	75%	
37	Perry	75%	

42	Forrest	76%	
42	Leake	76%	
42	Scott	76%	
42	Simpson	76%	
46	Greene	77%	
46	Montgomery	77%	
48	Marion	78%	
48	Wayne	78%	
48	Yalobusha	78%	
51	Hinds	79%	
51	Pike	79%	
51	Walthall	79%	
51	Winston	79%	
55	Oktibbeha	82%	
55	Wilkinson	82%	
57	Copiah	83%	
57	Panola	83%	
59	Covington	85%	
60	Jasper	86%	
61	Bolivar	87%	
61	Carroll	87%	
63	Marshall	88%	
64	Yazoo	90%	
65	Tallahatchie	91%	
66	Adams	92%	
66	Leflore	92%	
68	Amite	93%	
68	Sunflower	93%	
68	Washington	93%	
71	Noxubee	94%	
71	Tunica	94%	
73	Benton	95%	
73	Coahoma	95%	
73	Jefferson Davis	95%	
76	Claiborne	96%	
76	Humphreys	96%	
76	Quitman	96%	
79	Holmes	97%	
80 (worst)	Jefferson	98%	
80 (worst)	Sharkey	98%	
	Issaquena	N/A%	