


















































































Mississippi Counties
Low Birth-Weight Babies as % of all Births, 2004

Rank	Region	Value	
	<i>Mississippi State</i>	12%	
1 (best)	Tallahatchie	6%	
1 (best)	Tishomingo	6%	
3	Benton	7%	
3	Hancock	7%	
3	Itawamba	7%	
6	Alcorn	8%	
6	DeSoto	8%	
6	Perry	8%	
6	Stone	8%	
6	Walthall	8%	
11	Amite	9%	
11	Greene	9%	
11	Lamar	9%	
11	Pearl River	9%	
15	Calhoun	10%	
15	Lafayette	10%	
15	Lincoln	10%	
15	Madison	10%	
15	Marion	10%	
15	Newton	10%	
15	Rankin	10%	
15	Sharkey	10%	
15	Wayne	10%	
15	Yalobusha	10%	
25	Attala	11%	
25	Carroll	11%	
25	Chickasaw	11%	
25	George	11%	
25	Harrison	11%	
25	Jackson	11%	
25	Jones	11%	
25	Leake	11%	
25	Oktibbeha	11%	
25	Pontotoc	11%	
25	Prentiss	11%	
25	Union	11%	
25	Yazoo	11%	
38	Covington	12%	
38	Forrest	12%	
38	Grenada	12%	
38	Leflore	12%	
38	Lowndes	12%	
38	Montgomery	12%	

38	Neshoba	12%	
38	Panola	12%	
38	Simpson	12%	
38	Tate	12%	
48	Bolivar	13%	
48	Choctaw	13%	
48	Coahoma	13%	
48	Lauderdale	13%	
48	Lee	13%	
48	Marshall	13%	
48	Monroe	13%	
48	Pike	13%	
48	Sunflower	13%	
48	Tunica	13%	
48	Webster	13%	
59	Claiborne	14%	
59	Franklin	14%	
59	Hinds	14%	
59	Holmes	14%	
59	Jefferson	14%	
59	Kemper	14%	
59	Scott	14%	
59	Tippah	14%	
59	Warren	14%	
59	Washington	14%	
69	Adams	15%	
69	Clarke	15%	
69	Noxubee	15%	
69	Wilkinson	15%	
69	Winston	15%	
74	Copiah	16%	
74	Humphreys	16%	
74	Lawrence	16%	
74	Smith	16%	
78	Clay	17%	
78	Jasper	17%	
78	Jefferson Davis	17%	
78	Quitman	17%	
82 (worst)	Issaquena	29%	