









































**Mississippi Counties
Graduation Rate, 2004**

Rank	Region	Value	
	<i>Mississippi State</i>	84	
1 (best)	Jefferson	99	
2	DeSoto	96	
2	Union	96	
4	Pontotoc	95	
4	Tishomingo	95	
6	Attala	93	
6	Greene	93	
6	Stone	93	
9	George	92	
10	Rankin	91	
11	Bolivar	90	
11	Claiborne	90	
11	Webster	90	
14	Grenada	89	
14	Lafayette	89	
16	Jasper	88	
16	Jones	88	
16	Lawrence	88	
16	Prentiss	88	
16	Smith	88	
16	Tippah	88	
22	Calhoun	87	
22	Tunica	87	
22	Walthall	87	
25	Adams	86	
25	Lamar	86	
25	Lee	86	
25	Lincoln	86	
25	Panola	86	
25	Pearl River	86	
31	Alcorn	85	
31	Holmes	85	
31	Humphreys	85	
31	Monroe	85	
35	Clarke	84	
35	Copiah	84	
35	Lowndes	84	
35	Madison	84	
35	Sunflower	84	
40	Benton	83	
40	Choctaw	83	

40	Forrest	83	
40	Franklin	83	
40	Harrison	83	
40	Itawamba	83	
40	Newton	83	
40	Pike	83	
48	Clay	82	
48	Jackson	82	
48	Marion	82	
48	Scott	82	
48	Washington	82	
53	Covington	81	
53	Lauderdale	81	
53	Leflore	81	
53	Marshall	81	
53	Wayne	81	
58	Leake	80	
58	Oktibbeha	80	
58	Simpson	80	
58	Winston	80	
62	Jefferson Davis	79	
62	Kemper	79	
62	Montgomery	79	
62	Neshoba	79	
66	Hancock	78	
66	Tate	78	
66	Warren	78	
69	Amite	77	
69	Noxubee	77	
69	Quitman	77	
72	Coahoma	75	
72	Hinds	75	
74	Carroll	74	
74	Sharkey	74	
74	Yalobusha	74	
74	Yazoo	74	
78	Perry	73	
79	Wilkinson	71	
80	Chickasaw	70	
81 (worst)	Tallahatchie	62	
	Issaquena	N/A	