








































## Mississippi Counties

### % Births to all Singles as an Indicator of Single Parent Families, 2004

Rank	Region	Value	
	<i>Mississippi State</i>	48%	
1 (best)	Lamar	25%	
2	Tishomingo	26%	
3	Itawamba	28%	
3	Union	28%	
5	DeSoto	29%	
6	George	30%	
6	Rankin	30%	
8	Pontotoc	32%	
9	Lafayette	33%	
10	Perry	34%	
11	Alcorn	35%	
11	Prentiss	35%	
11	Tippah	35%	
14	Pearl River	36%	
15	Lawrence	37%	
16	Madison	38%	
16	Smith	38%	
18	Lincoln	40%	
18	Newton	40%	
20	Stone	41%	
21	Greene	42%	
21	Jackson	42%	
21	Lee	42%	
24	Hancock	43%	
25	Attala	44%	
25	Calhoun	44%	
25	Harrison	44%	
25	Monroe	44%	
25	Webster	44%	
30	Choctaw	45%	
30	Lowndes	45%	
30	Marion	45%	
33	Carroll	46%	
33	Forrest	46%	
33	Oktibbeha	46%	
33	Simpson	46%	
37	Benton	47%	
37	Walthall	47%	
37	Wayne	47%	
40	Clarke	48%	
40	Jones	48%	
42	Amite	49%	

42	Chickasaw	49%	
42	Leake	49%	
45	Covington	50%	
45	Neshoba	50%	
45	Yalobusha	50%	
48	Lauderdale	51%	
48	Tate	51%	
50	Pike	53%	
51	Franklin	54%	
51	Grenada	54%	
51	Marshall	54%	
51	Montgomery	54%	
55	Jasper	55%	
55	Scott	55%	
55	Warren	55%	
58	Winston	56%	
59	Issaquena	57%	
59	Kemper	57%	
61	Clay	58%	
62	Copiah	59%	
62	Jefferson Davis	59%	
62	Panola	59%	
65	Hinds	61%	
66	Adams	62%	
67	Wilkinson	67%	
68	Leflore	70%	
68	Noxubee	70%	
70	Bolivar	71%	
70	Tallahatchie	71%	
70	Washington	71%	
70	Yazoo	71%	
74	Quitman	72%	
75	Holmes	73%	
76	Coahoma	76%	
77	Claiborne	78%	
77	Sharkey	78%	
77	Tunica	78%	
80	Jefferson	79%	
81 (worst)	Humphreys	80%	
81 (worst)	Sunflower	80%	