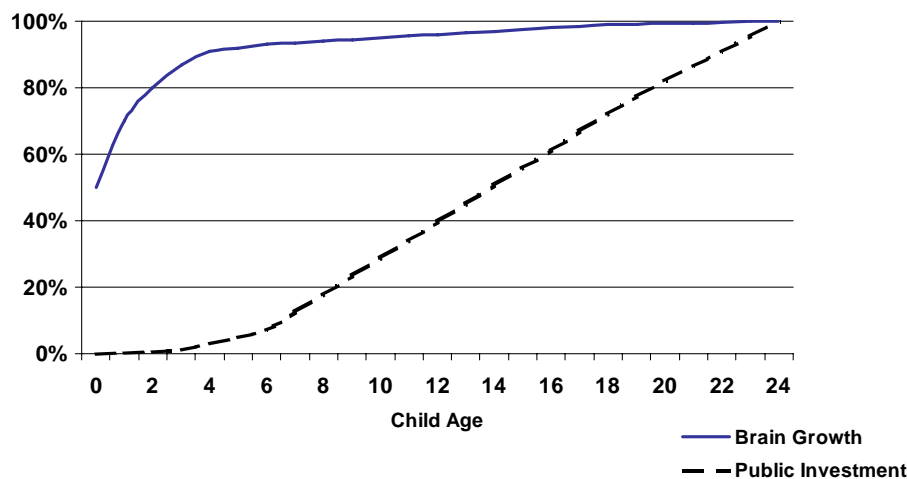


MISSISSIPPI

EARLY LEARNING LEFT OUT INVESTMENTS BY CHILD AGE

ON EDUCATION AND DEVELOPMENT April 2005

Brain Growth and Public Investments by Child Age



Total and Per Child Spending by Child Age

Child Age	total in millions of dollars			2003 Number of Children	per child spending in dollars		
	State and Local	Federal	Total		Per Child State and Local	Per Child Federal	Per Child Total
Infants and Toddlers (0-2)	\$2.06	\$51.86	\$53.92	125,497	\$16.39	\$413.25	\$429.64
Preschoolers (3-5)	\$86.50	\$190.95	\$277.44	124,613	\$694.13	\$1,532.31	\$2,226.44
School-aged Children (6-18)	\$2,908.52	\$513.10	\$3,322.63	557,009	\$5,043.94	\$921.18	\$5,965.12
College-aged Youth (19-23)	\$776.82	\$275.10	\$1,051.92	230,122	\$3375.67	\$1,195.48	\$4,571.13

Characteristics of Young Children and Families with Young Children (2000 Census)

	Both/Only				% in Poverty	% <185% of Poverty
	Total	Parent Working	% Parents Working			
Children 0-5 with Two Parents	134,180	76,071	56.7%	Families with Child 0-4	26.3%	49.9%
Children 0-5 with One Parent	92,564	63,884	69.0%	Families with Child 5-17 Only	19.6%	40.0%
All Children 0-5	226,744	139,955	61.7%			

Early Childhood Services Information

2003 Mean Wage Rates	Hourly	Annual		# of Children	% of Age Population
All Jobs	\$13.35	\$27,760	Infants and Toddlers Enrolled in Part C Early Intervention as % of 0-2 year-olds	1,975	1.5%
Child Care Workers	\$6.88	\$14,320	Children Enrolled in Early Head Start as % of 0-2 year-olds	925	0.8%
Pre-school Teachers	\$9.76	\$20,290	Children in Enrolled in Head Start, State Pre-Kindergarten, or Special Education Pre-School as % of 3-4 year-olds	28,806	35.9%
Child Care Subsidy Eligibility Cut- Off for family of three		\$30,156 (85% of median income)			
Weekly Subsidy Payment for Pre-Schooler		\$77.00			

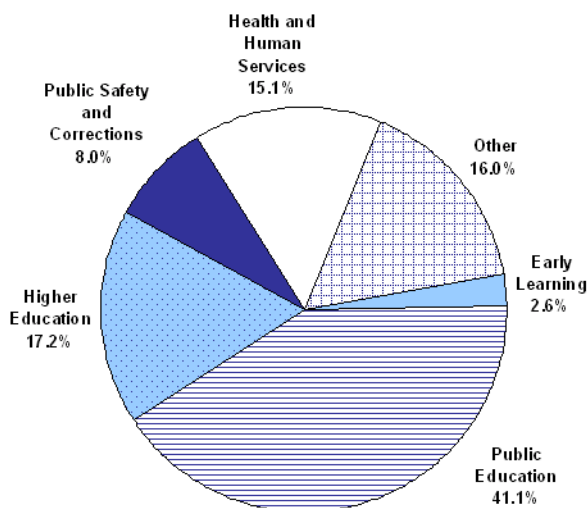
For every **\$1.00** invested in a school-aged child...

76.6¢ is invested in a college-aged youth (19-23), but only

37.3¢ is invested in a pre-school aged child (3-5), and only

7.2¢ is invested in an infant or toddler (birth to 2)

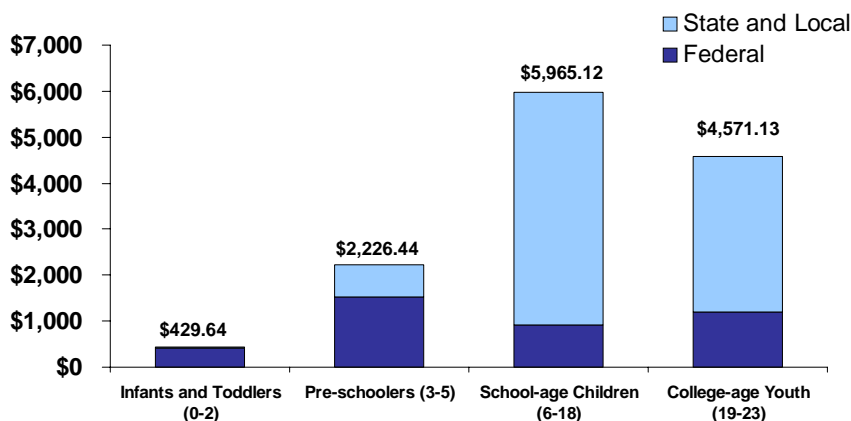
Mississippi 2003 General Fund Expenditures



State spending on early learning is 2.6% of total general fund expenditures.

0-5 year-olds make up 8.7% of the total state population.

Mississippi per Child Investment by Age



Since 1984, Mississippi has provided a state-funded, full-day, universally available kindergarten program for 5-year-old children. The funding for Mississippi's kindergarten program is reflected in the total state spending on the early learning of children three to five years of age.

A recent KIDS COUNT Mississippi publication revealed 76% of the state's children four years of age are enrolled in a preschool program. ELLO data, considered with related data from the KIDS COUNT report, reflect a state that has made significant strides toward meeting the early learning needs of children three to five years of age. (www.countthekids/mkidscount.org).

This relative level of success, however, in no way compensates for the state's meager investment in the early learning of Mississippi's children during the critical period from birth to age two—a level of investment so low that it begs the question, "Hey, buddy, can't you spare a dime?"

Mississippi data was compiled for Early Learning Left Out by Mississippi Forum on Children & Families

Jane Boykin
jane.boykin@mfcf.org
601-355-4911

and

Kate McMillin
kate.mcmillin@mfcf.org

